



Rocky Mountain Parents as Teachers Annual Report 2009-10

Who We Are

RMPAT provides parenting and child development programming for Denver area families with children from 0 to 5 years of age. We offer: 1) Monthly home visits by certified Parent Educators, 2) Parent group connections, 3) Developmental screenings, functional hearing and vision screenings, tracking of immunizations and 4) A community resource network.

History

Every child, no matter his/her family's circumstances, should be prepared for kindergarten. This was RMPAT's vision when it was founded in 1989 and remains so today. RMPAT's founder, a school principal, selected the evidence-based *Parents as Teachers* (PAT) program because of its proven ability to increase protective factors that support school-readiness. To ensure that the most at-risk children are served, RMPAT targets families with multiple risk factors and lack of access to other programs. To date, RMPAT has served over 1,940 families in the seven-county Denver metropolitan area who are raising children ages 0-5 years. RMPAT's program helps children thrive in four areas critical to their school success: social/emotional, motor, intellectual and language skills.

Mission

To provide the information, support and encouragement parents need to help their children develop optimally during the crucial early years of life.

2009-10 Program Highlights Participant Statistics

Total number of children served -126
Total number of families served -87
Number of newly enrolled families -28
Number of Parent/Family Group Meetings -6
Number of children receiving health/developmental screenings- 106
Number of children referred for further evaluation -19
Number of children who received follow-up services (OT, PT, speech, mental health) -8
Number of families referred to one or more community resources- 83
Number of families referred to social service agency for suspected abuse or neglect- 0



Risk Factors -

- Teen Parents - 10%
- Child with Disabilities - 8%
- Parent with Disabilities - 6%
- Low Education Attainment - 18%
- Low Income - 38%
- Speakers of Other Languages - 30%
- Single-Parent Households - 23%
- Chemical Dependencies - 1%
- Foster parents, court appointed legal guardians, or adoptive parents - 3%
- Transient/Numerous family relocations - 8%
- Involvement with the Corrections System - 2%
- Low birth weight - 6%
- Involvement with Mental Health or Social Service Agencies - 8%
- Relative who is the primary person in the parent support system - 6%
- Death in the immediate family - 1%
- On-going health problem of child, parent, or sibling - 9 %
- Children with serious behavior concerns - 5%
- Referred to PAT program because of suspected child abuse - 0%
- Multiple children under age 5 - 2%



Participating families with between one and five risk factors that have the potential to negatively impact child growth and development - 74%

Other Demographics

- First time parents - **46%**
- Families where at least one parent is foreign-born - **20%**
- Where Spanish is the primary language spoken in the home- **28%**

Program Accomplishments:

- *93%** of participating children achieved developmental milestones on time as measured by developmental milestone observations and the outcomes of the Denver II screening tool.
- *96%** of participating children were up-to-date on their immunizations.
- RMPAT celebrated **21 years of service** to children and families in 2010.
- *91%** of participating families were retained for the 2010-11 program year.
- *4 of RMPAT's staff members** have received recognition from National PAT for **more than a decade of service.**




ROCKY MOUNTAIN PARENTS AS TEACHERS, INC.

Statement of Activities

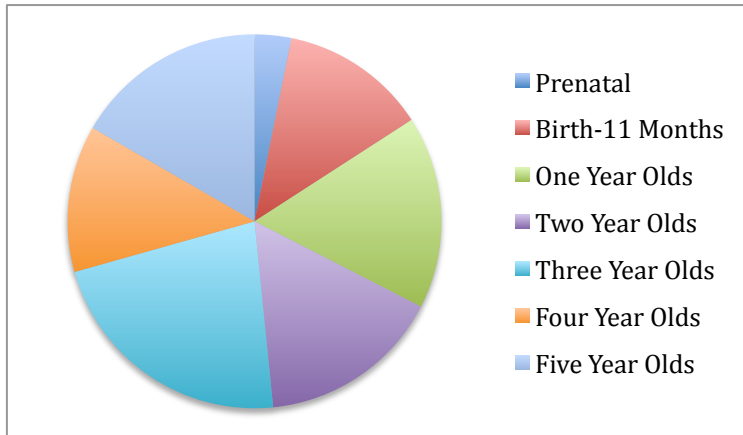
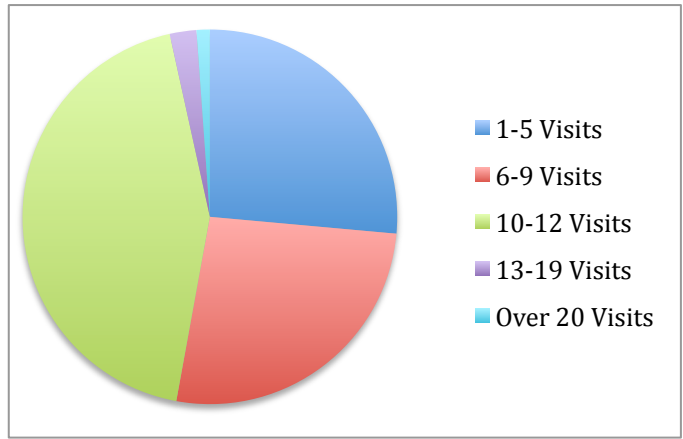
For the year ended June 30, 2010

Audit Completed by McNurlin & Associates, P.C.

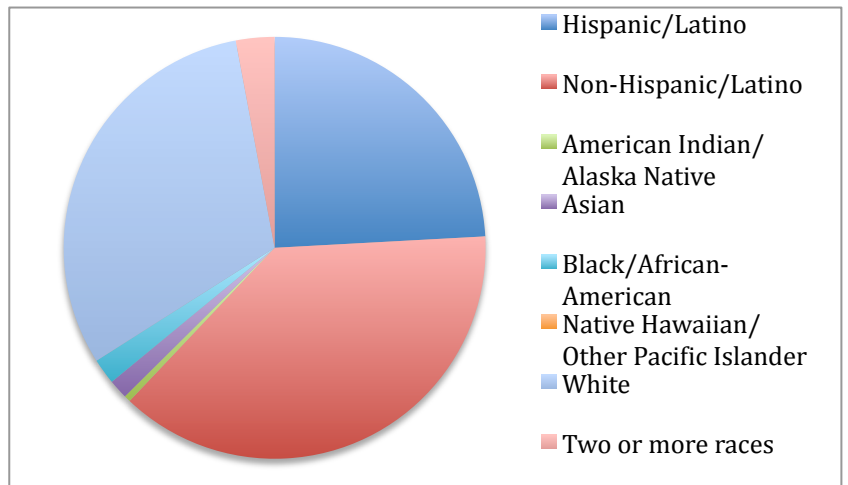
	Unrestricted	Temporarily Restricted	Permanently Restricted	Total
SUPPORT AND OTHER REVENUE				
Grant revenue	\$ 53,400	\$ 32,148	\$ -	\$ 85,548
In-kind donations	3,878	-	-	3,878
Interest income	4 7 7	5 , 9 2 0	-	6,397
Individual	1 4 , 5 2 0	-	-	14,520
Other revenue	1 , 8 4 0	-	-	1,840
Net assets released from	32,148	(32,148)	-	-
Total support and other revenue	<u>1 0 6 , 2 6 3</u>	<u>5 , 9 2 0</u>	<u>-</u>	<u>112,183</u>
EXPENSES				
Program services	7 4 , 3 6 0	-	-	74,360
Support Services				
Management and	4 3 , 0 7 2	-	-	43,072
Fundraising	9 , 7 1 2	-	-	9,712
Total expenses	<u>127,144</u>	<u>-</u>	<u>-</u>	<u>127,144</u>
CHANGE IN NET ASSETS	(2 0 , 8 8 1)	5,920	-	(14,961)
NET ASSETS, Beginning of the	<u>1 7 1 , 6 7 0</u>	<u>1 , 1 7 1</u>	<u>1 2 7 , 6 0 0</u>	<u>300,441</u>
NET ASSETS, End of the year	<u>\$ 150,789</u>	<u>\$ 7,091</u>	<u>\$ 127,600</u>	<u>\$ 285,480</u>



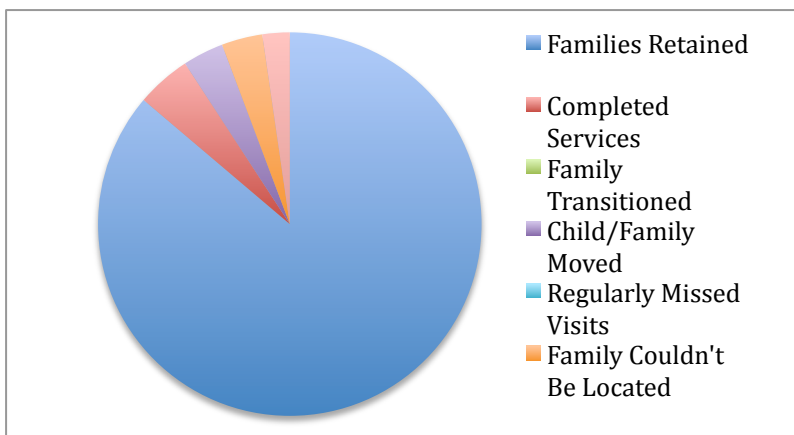
RMPAT Personal Visit Frequency



Ages of Children Served



Family Ethnicity



Retention of Families

6% of RMPAT children completed services and aged-out of the program.